

AOCLE 2020 Postponed!

Breaking News! The AOCLE Summer Workshop for 2021 will be held as a 1 Day Virtual event, hosted by the Ohio State University (OSU) College of Optometry in Columbus, Ohio. It will be scheduled for a Saturday in late spring of next year, with more details to follow from the AOCLE Executive Committee, including the date(s) and theme.

The OSU College of Optometry Contact Lens Faculty members include Drs. Melissa Bailey, Jennifer Fogt, Nicky Lai (Chief of Service), Kate McClure, Dean VanNasdale, Heidi Wagner, Jeff Walline, and Aaron Zimmerman, with Dean Dr. Karla Zadnik.

Up close and personal, the 2022 Summer Workshop will convene in Fort Lauderdale, FL at the NOVA Southeastern University, preferably in early June, 2022. The theme will remain *Keratoconus: What's the Rub?* As originally planned for this year, attendees will stay at the BOcean Hotel and some of the activities will include dinner and a boat trip on the intercoastal, and dining with latin dancing at the Fort Lauderdale Art Museum.

Schools with AOCLE representatives:



2021 AOCLE VIRTUAL Workshop:
*Ohio State University
College of Optometry
Columbus, Ohio*

2022 AOCLE In-Person Workshop:
*NOVA Southeastern University
College of Optometry
Fort Lauderdale, FL*

Dates To Be Determined

In this issue:

School News, p. 2

Other News, p. 8

Industry News, p. 10

In Memoriam, p. 16

Campus News – Fall 2020

Illinois College of Optometry:

Dr. Jennifer Harthan was recognized as a 2020 “Top Doc” by the National Keratoconus Foundation.



Midwestern University Chicago College of Optometry:

CCO has created a dry eye and myopia control clinic utilizing IPL and LipiFlow in their Eye Institute. The 4th year students have completed their first rotation as well as potential students participating in the Summer Eye Experience (SEE) program.



Drs. Nadarajah (Left) and Jose (Right)

Classes for the fall quarter are being delivered in a hybrid format where some students attend in-person or virtual lectures on a rotating basis. CCO has also implemented many technologies to facilitate online learning.

In August, Jeanie Lucy, OD, MPH, FAAO represented the college in a continuing education panel discussion titled “African Americans, COVID-19 and the Interdisciplinary Team: A panel discussion with Medicine, Optometry, Dentistry, Pharmacy, Veterinary Medicine and Psychology” to help highlight some of the current challenges brought by the pandemic.

Congratulations to Dr. John “Yianni” Gialousakis for receiving his Diplomate award from the Section on Cornea, Contact Lenses and Refractive Technologies at the AAO 2020 Virtual Reception.

Midwestern University Arizona College of Optometry:

Dr. Elizabeth Escobedo became a Fellow of the Scleral Lens Education Society in June of this year.

The Midwestern University Eye Institute is now offering FDA-approved corneal cross-linking. Optometry students will be part of the pre- and post-op visits and will be able to watch the procedure in-house.

Dr. Florencia Yeh and Midwestern University Eye Institute consulting ophthalmologist Dr. Robert Fintelmann, along with other Phoenix area optometrists and

ophthalmologists (Dawn Heffelfinger, OD, Kevin Tozer, MD, Wendy Huang, MD), presented a two-hour virtual (live via Zoom) CE event titled “Keratoconus and Corneal Cross-Linking Panel Discussion.” The event was well attended by over 200 participants from the United States and Canada.

Ferris State University Michigan College of Optometry:

After 17 years at MCO, Dr. Bruce Morgan has retired from academia and is now Professor Emeritus. During his time at MCO Bruce completely revitalized the contact lens program, served as Cornea and Contact Lens Clinic Chief, and was the lead instructor for the contact lens courses. He founded the on-campus Cornea and Contact Lens residency program during his first year there. That program has enabled five of his former residents to become optometry faculty members at schools across the country. Bruce was instrumental in starting the Vision Research Institute along with Craig Norman, and as if that wasn't enough, he also served as Interim Dean of the College. MCO will be forever indebted to Bruce for all he has done. Cheers!



Dr. Morgan

Nova Southeastern University College of Optometry:

After 24 years as the leader of NSUCO, David S. Loshin, OD, PhD, FAAO stepped down from his position as Dean to join the faculty and pursue a sabbatical. He plans to retire from the college in the summer of 2021. During his tenure, Dr. Loshin was instrumental in developing creative programs including the Optometry Extended Program, the Preparatory Optometry Program, and the online Master's of Science in Clinical Vision Research Program.



Drs. Loshin (Left) and Rouse (Right)

Linda S. Rouse, OD, MBA, FAAO, Assistant Dean for Finance and Operations and Chief Operations Officer for The Eye Care Institute at NSU, has been named Interim Dean of the College of Optometry.

Stacy Zubkousky, OD, FSLs, a graduate of the *Primary Care with Emphasis in Cornea and Contact Lenses* Residency program at NSUCO, joined the faculty this summer. She is a most welcomed addition, serving as Resident Education Coordinator and Clinical Preceptor in the Primary Care and Cornea & Contact Lens Services.



Dr. Zubkousky

The Ohio State University College of Optometry:

The Ohio State University College of Optometry's new clinic opened on November 6, 2020 with 57 new exam rooms. The state-of-the-art clinic space includes the Vision Rehabilitation Service, the Binocular Vision/Pediatric and Vision Therapy Services, Advanced Ocular Care Service, Contact Lens Service, and Primary Vision Care Service, along with the Hoya Eyewear Gallery, patient reception, billing, and offices for other key clinical and administrative personnel. The new facility will include clinical faculty offices, open workspaces, a shared student/staff/faculty lounge, various conference and meeting rooms, IT, and a shop to service equipment.



New Ohio State University Clinic Building

Congratulations to Jeffrey Walline, OD, PhD, FAAO, recipient of this year's AAO Max Schapero Memorial Lecture Award.

Pacific University College of Optometry:

Beth Kinoshita, OD, FAAO is now serving as the Interim Associate Dean of Academic Programs.

Mari Fujimoto, OD has joined the PUCO faculty as an Assistant Professor after completing her Cornea & Contact Lens residency this year. She also earned her Fellowship in the American Academy of Optometry during the 2020 Annual Meeting.



Drs. Kinoshita (Left) and Fujimoto (Right)

Southern California College of Optometry at MBKU:

Dr. Jessica Sun joined the Cornea and Contact Lens Department in July 2020. Dr. Sun graduated from SCCO in 2019 as the valedictorian of her class. She also completed the Cornea and Contact Lens residency at SCCO.

Dr. Annie Chang was recognized as a 2020 “Top Doc” by the National Keratoconus Foundation.

This year also saw the retirement of two cornea and contact lens legends that happen to call SCCO home: Dr. Barry Weissman and Dr. Timothy Edrington.

Dr. Barry Weissman retired in the summer of 2020. Dr. Weissman has authored countless papers, chapters, and books that have served as the foundation of contact lens practice. He spent much of his career as a Professor and Chief of the Cornea and Contact Lens Services at the UCLA Jules Stein Eye Institute and, in recent years, served as a Professor at SCCO. He mentored numerous students and residents in his career and his colleagues will always be grateful for the impact he has made on the profession. Congratulations, Barry!



Dr. Weissman

Dr. Tim Edrington retired in September 2020 and now holds the title of Distinguished Professor Emeritus. His many career achievements include serving as an

executive member of the groundbreaking CLEK Study Group, which changed how Eye Care Practitioners define and manage keratoconus. Dr. Edrington's more than 40-year career at SCCO has included serving as a Professor, Chief of the Cornea and Contact Lens Services, and founder of the SCCO Cornea and Contact Lens Residency program. Tim has had a remarkable impact, personally and professionally, on all of the students, residents, and colleagues to whom he has served as mentor and friend. Enjoy retirement, Tim!



Dr. Edrington

University of Houston College of Optometry:

Anna-Kaye Logan, OD, FAAO, FSLs has been selected as the recipient of the 2020 Dr. Margaret Brown Ingram Early Career Development Award. Funding from this generous endowment will be used to support professional development activities critical to the enrichment and enhancement of her career growth at the University of Houston College of Optometry. The award

will facilitate Dr. Logan's professional development in gaining skills to conduct evidence-based reviews. She plans to attend an intensive multi-day workshop on methods to develop systematic reviews.

Connor Christensen, a fourth-year student at UHCO, won the American Optometric Student Association's 2020 Optometry Student Bowl.

University of Montreal School of Optometry:

The clinic at the University of Montreal School of Optometry has been impacted by COVID-19 like many others. They ceased activities in March 2020 and resumed them in the middle of June. In the Contact Lens Clinic, patients with chronic conditions were seen first. They are now operating at 2/3 of their capacity and believe they can continue to do so as long as the state of public health allows it. Clinical studies have also resumed in both contact lenses and dry eye.

Dr. Christin Daoud, a 2019 graduate of the University of Montreal School of Optometry, has decided to pursue her Masters studies and will be working in the area of dry eye under the supervision of Dr. Etty Bitton.



Dr. Daoud (Left) and Dr. Simard (Right)

Dr. Patrick Simard was appointed as the school's representative to the Student-Faculty Liaison Committee of the American Academy of Optometry. Dr. Simard has long been active in the contact lens department and is a Fellow of the Academy. He is also a candidate for Diplomate of the AAO Section on Cornea, Contact Lenses and Refractive Technologies.

The clinic has received confirmation of a donation of equipment in order to perform intense pulsed light (IPL) treatment. They have also recently received the Oculus Corvis ST device for measuring ocular biomechanics. This technology will be used in research and in the clinic, particularly in the areas of orthokeratology and glaucoma.

University of Missouri-St Louis College of Optometry:

UMSL welcomed Dr. Carl Kramer to the Cornea and Contact Lens faculty. Dr. Kramer graduated from the University of Houston College of Optometry and completed a residency at UMSL in 2016. He had four years of experience working in private practice before starting at UMSL, in June 2020, to work in the Contact Lens and Primary Care Clinics, and to assist in the contact lens didactic and laboratory courses. He joins established Contact Lens faculty members Drs. Vinita Henry, Julie DeKinder, Beth Henderson, and Jessica Tu.

Dr. Ed Bennett continues to serve as Professor Emeritus.



Dr. Kramer

University of Pikeville Kentucky College of Optometry:


After five years, the Kentucky College of Optometry received news that they were accredited by the Accreditation Council on Optometric Education, a crucial step for the college going forward.

Dr. Chantal Jacques, Dr. Jessica Walter, Dr. Alex Hynes, and Dr. Justin Chelleste have joined the KYCO faculty.

Dr. Jacques graduated from the Nova Southeastern University College of Optometry in 2009. She received her undergraduate degree from Xavier University of Louisiana. She has experience working at a laser center, and in both corporate and private practices in Missouri and Illinois. She previously served as adjunct clinical faculty at the University of Missouri St. Louis College of Optometry from 2010-2016.

Dr. Jessica Walter graduated from Salus University Pennsylvania College of

Optometry in 2018. She received her undergraduate degree from the University of Connecticut. She completed a residency in cornea and contact lenses at the Michigan College of Optometry. She has experience working in private practice, and previously served as an adjunct instructor at the New England College of Optometry from 2019-2020.



Dr. Walter (Left) and Dr. Hynes (Right)

Dr. Alex Hynes graduated from the University of Waterloo School of Optometry and Vision Science in 2017. He received his undergraduate degree from McMaster University. He completed a residency in ocular disease with an emphasis on glaucoma at Waterloo. He has experience working in private practice as well as supervising part-time at the Waterloo School of Optometry clinic from late 2018-2020.

Dr. Justin Chelleste received his undergraduate degree from the University of Texas at Austin and his graduate degree in 2017 from the NOVA Southeastern University College of Optometry. He completed his Residency in Vision Therapy and Rehabilitation from the University of the

Incarnate Word Rosenberg School of Optometry. Prior to joining KYCO, Justin worked in private practice in El Paso, Texas.



Drs. Chelette (Left) and Reeder (Right)

Dr. Renee Reeder was recognized as a 2020 "Top Doc" by the National Keratoconus Foundation.

Pennsylvania College of Optometry at Salus University:

Joel Silbert, OD '73, FAAO, Professor of Optometry at PCO-Salus, a nationally and internationally recognized expert in contact lenses, has retired after a 46-year career at the University.



"Immeasurable" is how one could describe Joel's contributions to optometric education and clinical practice in the area of contact lenses and the anterior segment of the eye. A snapshot of his illustrious professional accomplishments includes the publication of a 25-chapter textbook, *Anterior Segment Complications of Contact Lens Wear*; author of more than ten chapters in as many books, and numerous articles in peer-reviewed journals; director of PCO's Contact Lens Program; and former chief of The Eye Institute's Cornea and Specialty Contact Lens Service, which he founded in 1989.

Active in research, Joel served as a clinical investigator on over 25 contact lens and lens care studies and served as his school's principal investigator on the CLEK study. In 1982 he became a Diplomate of the American Academy of Optometry in Cornea and Contact Lenses and remained active on the Executive Committee of that section for many years.

In recognition of excellence, Joel received the John Neil Memorial Lecture Award, his state Optometric Association's Scientific Achievement Award, and his school's Faculty Member of the Year Award. Honored, though quite surprised, he also received the AOCLE Lester E. Janoff Award, one that he co-founded with former colleague Dr. Rick Spinell to pay tribute to a beloved friend and mentor from PCO, the award's namesake. A member of the judging committee, Joel expected to grant the award to a fellow educator at the 2011 PCO-hosted AOCLE summer workshop until Dr. Andrea Janoff announced that he was the winner. Joel was a chair and past chair of the


AOCLE and a regular attendee at the summer workshops and industry-sponsored business meetings.

Joel shared a lovely retirement letter in which he acknowledged how much he appreciated and would miss interacting with his friends and colleagues at Salus and beyond. Since leaving the College this past summer, he has been enjoying quality time with his wife, children, and grandchildren, on the beach at the Jersey shore. Congratulations Joel! To keep in touch, "friend him" on Facebook.


SUNY College of Optometry:



SUNY is proud to announce the opening of the University Eye Center's Barbara Saltzman Center for Pediatric Eye Care. This new, state-of-the-art pediatric eye care center has many wonderful features and is home to the growing myopia management clinic as of this Spring. It was made possible through the generosity of Ms. Saltzman and many other donors.



Dr. Sharon Park Keh and Dr. David Libassi were each recognized as a 2020 "Top Doc" by the National Keratoconus Foundation.



Drs. Libassi (Left) and Keh (Right)

Dr. David Libassi was promoted to Associate Clinical Professor.

University of California Berkeley School of Optometry:

UCBSO would like to thank and congratulate two long-time contact lens clinical faculty members who retired this year! Dr. Barry Winston served on the faculty for 47 years and Dr. Nicholas Kerry served for nearly 40 years. Both are proud graduates of UCBSO and have not only made an impact on a great number of optometry students, but also provided care to their local communities at their respective private practices.

Their colleagues thank them for their dedication to the school and wish them well as they enter the next chapter of their lives.



Drs. Winston (Left) and Kerry (Right)

Dr. Michael G. Harris was named this year's recipient of the Founder's Award from the American Academy of Optometry Section on Cornea, Contact Lenses, and Refractive Technologies. The Founder's Award is presented for outstanding contributions to the clinical aspect of the art and science of contact lens fitting.

Upon acceptance, Dr. Harris commented: "I am truly honored and humbled to receive this amazing award. I am especially grateful since his award comes from the Section that has meant so much to me during my more than 50 years as an Academy Fellow and Diplomate. To be included with the illustrious founders of the Section is an honor I will cherish for the rest of my life. Thank you."



Dr. Harris

Dr. Suzanne Fleiszig is the recipient of the Allergan Foundation Grant in the area of the anterior segment. Her project, "Relationship between COVID-19 and the Eye", includes co-investigators Eva Harris, PhD from the Berkeley School of Public Health and Abby Kroken, PhD from UCBSO.

Jessica Rivers was named Assistant Dean for Admissions and Student Affairs at UCBSO. Ms. Rivers previously served as Assistant Dean for Graduate Admissions and Financial Aid at Boston College School of Education.

University of Houston College of Optometry:

Dr. Maria Walker was recognized as a 2020 "Top Doc" by the National Keratoconus Foundation.



Dr. Walker

University of Waterloo School of Optometry and Vision Science:

The University of Waterloo Centre for Ocular Research & Education (CORE) has a new, free, searchable database of contact lenses and solutions available in the United States.

The database is available at <https://compendium.contactlensupdate.com/us>

The listings are updated regularly by CORE and visitors can filter, compare, and search for a variety of lenses and products. One unique feature allows manufacturers to log in and update product information directly, to keep the listings current.

The Clinical Guide to Contact Lens Management is also still available for those looking for remote teaching resources: <https://bit.ly/3eEltJq>

CORE's evidence-based information about contact lens wear during the time of COVID-19 is also still available and aims to educate wearers about proper lens wear and care. Resources at: covidreyefacts.org

ASCO

When the 2021 ORMatch (Optometry Residency Match) application cycle opened on October 1 this year, educators may have noticed a change in some of the titles of their contact lens residency programs! There is a new residency title structure, in addition to revised descriptions. These titles and descriptions were changed to help the profession work toward the recognition of advanced competencies, beyond entry-level clinical and didactic knowledge and skills.

The primary title or "Category" title is one of five that most accurately reflects the content of the majority of the program's clinical and

didactic curricula (such as, "Cornea and Contact Lenses"). If a substantial portion ($\geq 30\%$) of the clinical and didactic curricula for the program is devoted to an area of emphasis, (such as "Ocular Disease") the program may choose to select up to two titles taken from the list of approved "Emphasis" titles.

Therefore, educators may see some of their classic CL residency programs taking on new titles to reflect additional specialty elements.

IACLE

In June 2020, the International Association of Contact Lens Educators (IACLE) launched Teach. Learn. Connect - a new initiative to support educators, students, and industry, and help reduce the impact of the COVID-19 pandemic on global contact lens education.

Teach. Learn. Connect is a new online education program and communications campaign that will supplement IACLE's existing educational activities as the recovery from the pandemic continues.

'The Impact of COVID-19 on Global Contact Lens Education' survey conducted in May 2020 among IACLE Educator Members worldwide reveals:

- 71% of their institutions are currently closed to students to attend in person
- 76% expect to provide more online lectures in light of the COVID-19 pandemic

- 87% expect to use IACLE resources more in future and none expect to use them less

The full results of the survey, with respondents across 32 countries, will be published soon.



The TLC Initiative will include:

- A full program of live and recorded webinars on a global, regional, and national basis to help educators and students adapt to new ways of teaching and learning.
- A half-day virtual conference in September to 'Bring the focus back to contact lenses'. The conference will examine the way forward for education, practice, and for the contact lens industry.
- Their new teaching online platform – IACLETOP – which will become IACLE's central point to access all IACLE's online resources and teaching materials. Fifteen webinars are already available on IACLETOP and new resources will be added, starting with an online Student Trial Exam and new tools for teaching and learning practical skills.
- Opportunities for industry to connect with educators and students worldwide.
- Communications providing new information to support all sectors during the pandemic

recovery, including IACLE's first social media campaign.

IACLE President Dr. Shehzad Naroo commented: 'IACLE already has a vast range of online resources and programs and is ideally placed to support our community of educators, students and industry with new methods of teaching, learning and connecting. The TLC Initiative will provide essential resources to help all of us to adapt to the rapidly changing situation, and continue to deliver world-class education to the practitioners of tomorrow.'

More details on the TLC Initiative can be found at:
<https://iacle.org/the-tlc-teach-learn-connect-initiative/>

IACLE also held its first-ever Virtual Conference, on the theme 'Back to contact lenses' on September 26, 2020. Several AOCLE members and friends participated. The lineup included:

- A panel discussion chaired by IACLE Vice President Professor Philip Morgan featuring: Cheryl Donnelly (Alcon), Gary Orsborn (CooperVision), John Meyler (Johnson & Johnson Vision), and Osbert Chan (Bausch + Lomb).

Each of the panel members expressed optimism about the future for contact lenses and identified major changes to contact lens practice that had resulted from the pandemic.

More than 200 delegates took part in the IACLE Virtual Conference live. Members

participated via the Zoom platform, while non-members and students were able to watch selected sessions via Facebook.

The conference was introduced by IACLE President Dr. Shehzad Naroo, chaired by Europe / Africa – Middle East Regional President Judith Morris, and organized by Executive Manager of Educational Programs Nilesh Thite. Speakers on education topics were Lakshmi Shinde (India), Dr. Etty Bitton (Canada), Professor Craig Woods (Australia), Fakhruddin Barodawala (Indonesia), Dr. May Bakkar (Jordan), Dr. Frank Eperjesi (UK), Professor Renée Reeder (USA) and Dr. Byki Huntjens (UK).



Fakhruddin Barodawala

A recording of the conference is available to IACLE members on its learning management system, IACLETOP, along with around 40 global, regional and national webinars delivered under the TLC Initiative so far. A series of global webinars - on myopia and its management - ran weekly in October.

IACLE has also launched its Online Student Trial Exam (STE) to support educators whose students are currently unable to

attend their institutions in person or who want to assess students' knowledge online.

The Online STE is hosted on the new teaching online platform – IACLETOP – one of many additional resources IACLE launched under the TLC (Teach. Learn. Connect.) Initiative. The STE has previously been a 100 multiple-choice question (MCQ) assessment in paper format to help teachers gauge how their students are progressing through their contact lens curriculum. The paper-format STE will now be discontinued. Delivering the STE online means IACLE can offer a number of enhancements:

- A choice between the traditional 100 MCQ exam or a reduced STE with 50 MCQs
- Questions and answer options randomized, so each student gets an individual exam.
- The option to complete the STE via a smartphone app or on a computer.
- Online feedback for each student, either on the day of, or when the educator prefers.

The Online STE will be free of charge until the end of 2020.

Information on all IACLE activities and membership benefits is available at www.iacle.org

IACLE is looking for nominees for their Contact Lens Educator of the Year award, which allows winners to "travel to a major international meeting" once travel restrictions are eased.

One award will be given to one individual from each of the three IACLE global regions:

- The Americas
- Asia Pacific
- Europe / Africa – Middle East

The GP Lens Institute (GPLI)



The GPLI and the CLMA held their 22nd annual GPLI Cornea and Contact Lens Resident Symposium online on August 7-9, 2020!

Their goal was to continue the tradition of top-notch education for our cornea and contact lens residents. After 21 years of the GPLI Resident Symposium, they didn't want to miss a year!

Monthly webinars (usually the 3rd Tuesday of the month) are presented by industry leaders, featuring the latest advancements in customized contact lenses. Additionally, over 95 archived webinars are available for viewing at <https://www.gpli.info/webinars/>

The final 1-hour GPLI Webinar of the year will be an Orthokeratology Update presented by AOCLE member Bruce Morgan, OD, FAAO, on Tuesday, December 15, 2020, at 8:00pm CST. Register to join at: <https://bit.ly/gplidec2020>

Global Specialty Lens Symposium

www.GSLSymposium.com

The 2021 GSLS is going virtual! The event promises to continue to be the premier contact lens educational event in the U.S. Hot topics in specialty contact lenses, such as scleral lenses and myopia control, will be featured in the upcoming program planned for January 21-23, 2021. Agenda and Registration details are forthcoming on the website.

The Pentavision team also launched a successful brand new 1-day virtual meeting this year – the Global Myopia Symposium (GMS). The meeting was held Friday, September 25, and Saturday, September 26, 2020. Program Committee members included: Jason Nichols, OD, MPH, PhD, Program Chair; Kate Gifford, PhD, BAppSc (Optom) Hons; Lyndon Jones, PhD, DSc, FCOptom; Jeffrey J. Walline, OD, PhD; and Shalu Pal, OD.

GMS Courses are available for on-demand viewing (with the potential to earn up to 12 enduring distance learning credits) until December 26th on the GMS online platform. To register login to the website or go to <https://buff.ly/37suZyZ>

STAPLE Program

www.stapleprogram.com

Ursula Lotzkat
ursula@winkproductions.com

Jill Lopa
jill@winkproductions.com

The STAPLE (Soft Toric and Presbyopic Lens Experience) program, a collaborative effort on the part of Alcon, Bausch + Lomb, CooperVision, and Johnson & Johnson Vision has presented over 300 workshops bringing educators and industry together.

STAPLE workshops provide 2nd and/or 3rd year optometry students with generic hands-on experience fitting soft toric and soft multifocal lenses on patients in a non-competitive environment. To schedule an event, please contact the program administrators, Ursula Lotzkat and/or Jill Lopa.

Industry News – Fall 2020

 **ABB Contact Lens**
Specialty Vision Products

www.abboptical.com

Arch Holcomb - Senior Consultant
aholcomb@abboptical.com

Dede Reyes, FCLSA - Consultant,
Specialty Vision Products
dreyes@abboptical.com

ABB Contact Lens has elevated the focus on virtual education and business growth for 2020-2021. The company has introduced webinars to increase education on lens design, scleral lenses, and business practices. These webinars can be personalized to the practitioner's needs and can be followed with virtual fitting

assistance. Virtual fitting assistance allows for real-time technical support for difficult cases, utilizing Facetime or video calling. With the introduction of ABB Analyze®, ABB Verify® and EyeCarelive® for business services, practitioners can now track and verify benefits, and utilize telemedicine to increase business. ABB continues to support student education with the Optometry Student Challenge, giving 3 students the opportunity to win the honor of presenting a poster for GSLS.



ABB 2020 Student Challenge Winners with the ABB team



<http://www.acculens.com>

**Elissa Masler, Vice President
Sales and Marketing**
elissa@acculens.com

HD Optics is available on Maxim and EasyFit lenses from Acculens. Front surface

eccentricity reduces residual higher-order aberrations to provide more accurate vision, as evidenced by an improvement in both high and low contrast visual acuity. The Maxim Mapping Assistant and DIRECTCONNECT with the Eye Surface Profiler offers a fast single-shot measuring process with Maxim scleral lenses, allowing direct access and resulting in increased fitting speed (scleralfittings.com/acculens). OnPoint Alignment Technology is used to obtain precision with multi-focal decentered optics. The Maxim and EasyFit laser alignment grids offer a more precise output to the angle and amount of offset needed for custom aligned optics.

AKORN

www.theratears.com

Regina Assaf, COA
Director, Portfolio & Stakeholder Strategy
regina.assaf@akorn.com

Diane M Houtman, OD, MBA, FAAO
Consultant
diane.houtman@akorn.com

In this period of uncertainty, Akorn recognizes that the work done by eye care practitioners is critical to the health and livelihood of patients. Since 1971, Akorn has been supporting the eye care community with all aspects of eye health whether anterior or posterior, diagnostic or therapeutic. Now more than ever, Akorn recognizes the practitioners' commitment to patients and stands with them. Akorn is pleased to introduce a new website, MyAkornEyeCare.com, to enhance user

access to helpful resources and information including:

- Patient assistance program
- Product information
- Coupons
- Product samples

Please use the "Contact Us" link on the website to send an email or call 1-800-932-5676 with any questions. Their hope with MyAkornEyeCare.com is to serve as allies in these challenging times.

Alcon

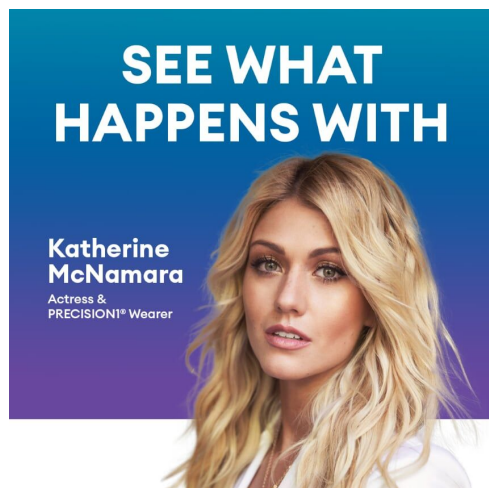
SEE BRILLIANTLY

www.alcon.com

**Tom Duchardt, FAAO - Director,
Professional Relations - Academic
Development Vision Care**
tom.duchardt@alcon.com

Alcon is committed to supporting eye care practices as they recover from closures due to the COVID-19 pandemic. As part of that commitment, it kicked off the PRECISION1® See What Happens campaign in partnership with superhero actress Katherine "Kat" McNamara to drive patients into doctors' offices to try PRECISION1® contact lenses. This full-scale effort allows consumers to follow Kat's online journey as a new PRECISION1® wearer; take a fun quiz at TheLensLoveQuiz.com; engage with social media posts on PRECISION1® Instagram and Facebook channels; hear experiences

from social media influencers; download a free trial certificate, and find an eye doctor that can help them start a trial of the lenses.



Visit and share Precision1Contacts.com with patients for more information.



www.artoptical.com

Erik Anderson, MBA, NCLEC
Director, Professional Relations
eanderson@artoptical.com

Mike Johnson has retired! After 35 years of invaluable service to Art Optical and the contact lens industry, Mike has transitioned to a life of leisure. He has been a consistent participant at the annual AOCLE summer workshops and very supportive of

optometric education in general. We wish him the best, he will be missed!



Mike Johnson


Simultaneously, Art Optical is opening its doors to a long-time academic collaborator, Dr. Bruce Morgan. Now Professor Emeritus at the Michigan College of Optometry, Bruce will be working with Art Optical on educational programs, research and development, and clinical activities. His duties will include interaction with the AOCLE and developing specific programs for individual schools. So, regarding the AOCLE, it is not "Goodbye" to Bruce, but "Welcome", in a new capacity!

BAUSCH + LOMB
See better. Live better.

www.bausch.com

Marjorie Rah, OD, PhD
Director, Medical Affairs, Vision Care
Marjorie.Rah@bausch.com

In August, Bausch + Lomb announced the launch of the Bausch + Lomb INFUSE™ Silicone Hydrogel (SiHy) Daily Disposable Contact Lens – the only SiHy daily disposable designed with a next-generation material infused with ProBalance Technology™ to help maintain ocular surface homeostasis and help minimize symptoms of contact lens dryness.



Bausch + Lomb also added a -2.75-cylinder parameter for Biotrue® ONEday for Astigmatism daily disposable contact lenses – making it the first and only toric daily disposable with a -2.75- cylinder. This summer, Bausch + Lomb reached an agreement with the KATT Design Group for the exclusive rights in the U.S. to market an advanced orthokeratology lens system, which will be available, as the Bausch + Lomb ARISE™ Orthokeratology System, later this year.



Richard Dorer, NCLEC
National Sales Director
rdorer@blanchardlab.com



Blanchard's latest scleral lens design, **Onefit™ MED+** provides all the necessary parameter controls needed for a truly customized lens. It comes in a 17.0mm diameter to create a larger landing zone for precise scleral alignment, a soft landing on the conjunctiva, and a healthy environment for the eye. **Onefit™ MED+** is perfect for highly irregular, post-surgical and medically indicated corneal conditions, larger normal corneas an OSD. Intuitive online fitting tools provide a visual depiction of the lens you designed! **Arrange for virtual training on Onefit MED & Onefit MED+ scleral lenses, or setup an in-office fitting consultation by emailing inquiries@blanchardlab.com.**

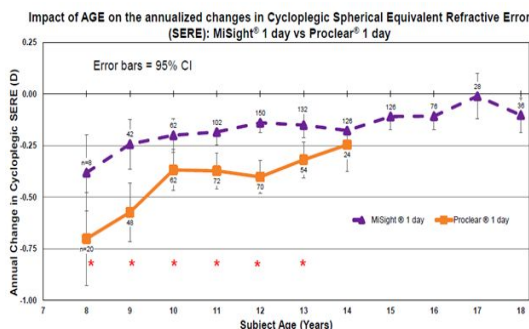
Blanchard is now distributing Paragon CRT™ Paragon CRT Dual Axis™ ortho-k lenses. Order them from Blanchard for added convenience!



Steven F. Rosinski, OD - Senior Manager,
N. America Professional & Academic Affairs
srosinski@coopervision.com

Myopia progression and axial elongation in both control and treatment groups reduced significantly as a function of age per cycloplegic spherical equivalent (SE) and axial length. With the difficulty of conducting longer prospective clinical studies, the pooling for each age group used in this analysis offers an estimate of the expected treatment effect over an extended age range. Age at time of treatment, and not the number of treatment years, dominate the observed treatment effects.

Annual axial elongation rates were significantly slowed by wearing of the dual-focus treatment (MiSight® 1 day) at every year from age 8-13. These results emphasize the importance of early intervention to slow myopia progression during years of more rapid growth.



Note - For details, one may access the publication: Arumugam B, Chamberlain P, Bradley A et al. The Effects of Age on Myopia Progression with Dual- Focus and Single Vision Daily Disposable Contact Lenses. Optom Vis Sci 2020;97 (E-abstract): 205340.).



www.jnjvisionpro.com

Carol L. Alexander, OD, FAAO - Head,
North America Professional Relations Vision
Care
calexan4@its.jnj.com

Johnson & Johnson Vision remains relentless in its pursuit to help people honor their eyes across their entire lives. J&J Vision wants to take this opportunity to say "Thank you." They are extremely thankful for your partnership throughout this unique year. The positive mindset and action that the faculty have all displayed will continue to drive everyone forward together.

Reflecting on 2020, J&J Vision are happy to assist emergency efforts to support SOCCEP programming for clinical qualifications, multiple business resources to support clinic recovery, as well as grant donations that will supply PPE to each clinic.

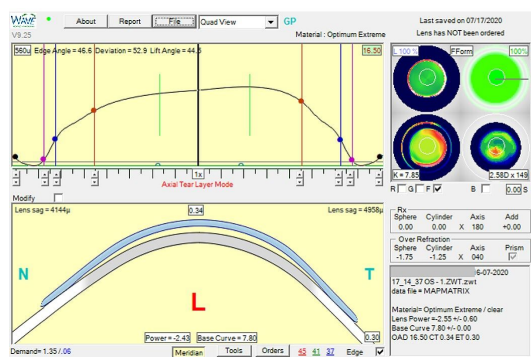
Moving into 2021, their commitment to keep the doctor at the center of everything, and to tirelessly support a full recovery in the optometric community will continue to be their focus.



www.oculususa.com

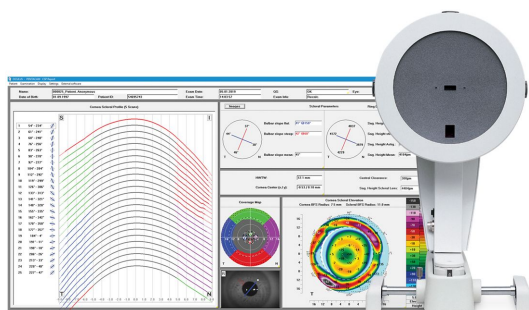
Michael Wolber - President and CEO
mwolber@oculususa.com

Today's World requires a more streamlined approach to contact lens fitting. The OCULUS Pentacam® and WAVE Contact Lens System are the vehicles to get one there from start to finish, fast and easier.



Wave Contact Lens System

Elevation-based Empirical Contact Lens Fitting is the future and the Pentacam® provides true elevation data with one 2 second scan, with full limbus-to-limbus coverage of 12mm. The optional Corneal Scleral Profile (CSP) scan increases Pentacam® coverage out to 18mm.



Corneal Scleral Profile data with Pentacam

With the WAVE Contact Lens System linked to the Pentacam®, the user is able to empirically design a fully customized GP Contact Lens that provides excellent visual outcome and maximum comfort. This means one tool for all types of corneal shapes and lens designs, ultimately reducing chair time and improving patient outcomes.



Leah Johnson, OD, FAAO, FSLs
 Director, Global Professional Services
ljohnson@paragonvision.com

Kelly Voltz, OD, FAAO, FSLs
 Director, N. America Professional Services
kvoltz@paragonvision.com

Paragon announces the Make a Difference Program for Universities and College of Optometry

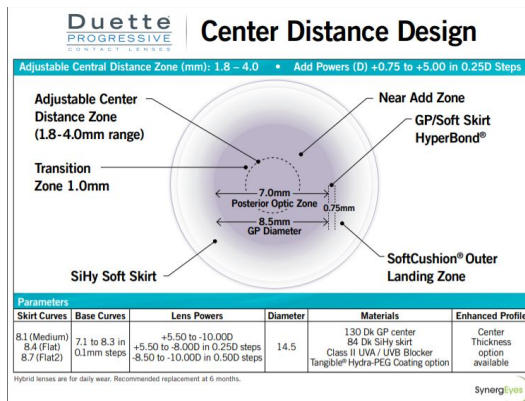
The Paragon Make a Difference Program provides optometry schools an opportunity to fit patients who lack financial resources with Paragon CRT® orthokeratology lenses. Paragon Vision Sciences will provide 10 patients with complimentary Paragon CRT® warranted lenses per school, per year. They hope this program will allow more and more pediatric patients access to affordable myopia management, giving back to local communities. For more information, email Dr. Kelly Voltz at kvoltz@paragonvision.com




www.synergeyes.com

Louise Sclafani, OD, FAAO, FSLs
 Vice President, Professional Affairs
lsclafani@synergeyes.com

There's a growing body of evidence for peripheral defocus lenses to aid in slowing refractive error/axial length progression. Studies include "off-label use" of center distance MF SCLs with a very similar design to SynergEyes Duette Progressive, empirically prescribed to save chair time. Unlike pre-made MF SCLs, the treatment zone can be customized for a child's pupil size and ordered 1 mm smaller.



Duette Progressive Design



Duette Progressive for Myopia Management
(Photo courtesy of Dr. Melanie Frogozo)

The BLINK Study (Walline) concluded that higher ADD powers are more effective at reducing the rate of myopia progression in children, while clear distance vision is maintained. SynergEyes Duette Progressive is a very viable alternative to MF SCLs and Ortho-k for parents concerned about overnight lens wear. Stay tuned for the latest generation coming in 2021 with BHVI Extended Depth of Focus Optics EDOF.



<http://www.tfoptics.com/>

Don Dixon
General Manager
dondixon@tfoptics.com

George Mera, NCLE-AC
Fitting Consultant & School Liaison
george_mera@tfoptics.com

TruForm Optics is a company that "...specializes in advancing the science and technology of specialty gas permeable lens designs for myopia management, scleral lens designs for dry eye and ocular surface disease management, bifocal and multifocal lens designs for low, moderate and advanced presbyopia management, and traditional to difficult-to-manufacture specialty gas permeable lens designs."

TruForm Optics recently acquired DreamLens™ for overnight orthokeratology, with online certification now available. The design "...is based on a dual compression concept and each parameter of DreamLens™ has been clinically validated to provide a high first fit success rate."

Manufactured in Boston® Equalens® II material, lenses may be ordered at dreamlens.com using findings from keratometry, refraction, and topography.



<http://www.valleycontax.com/>

Janice Adams, MBA
President & CEO
janice@valleycontax.com

Josh Adams, NCLEC
Vice President
josh@valleycontax.com

Jennifer Conklin,
Schools Coordinator
jennifer@valleycontax.com

Valley Contax announced that its quality management system has been certified to comply with the requirements of ISO 13485. This internationally recognized certification is designed to ensure that medical devices are designed, manufactured, and distributed such that they meet the needs of customers and adhere to all applicable regulations.

Achieving the ISO 13485 certification validates what their clinical partners have always known; Valley Contax produces high quality, consistent lenses.



Valley Contax is a leader for virtual education with great resources for distance teaching. They utilize their regional and technical consultants to offer presentations, one-on-one training, a Custom Stable scleral lens training course with quiz, and live manufacturing tours. To schedule, email jennifer@valleycontax.com.



www.xcelspecialtycontacts.com

Cathy Smith
National Sales Director
csmith@xcelspecialtycontacts.com

X-Cel unveiled earlier this year an exciting truly customizable expansion to their Atlantis Scleral product line.



The new line extension features a vast expansion of the current lens options along with truly independent zone manipulation. It offers the ability to independently adjust the central SAG (up to 200 microns in 25-micron steps), quadrant specific landing zone options (up to 250 microns in each quadrant in 25-micron steps), and quadrant specific limbal vault zone options. Two new fitting sets have been designed; a 15.5 diameter 12 lens set for existing set holders, and a 24 lens set for new users containing 14.5, 15.5, and 16.5 diameters. A new comprehensive, yet simplified fitting guide was introduced with the launch of the lens and can be downloaded here <https://bit.ly/2EawYvI>.

In Memoriam

Dr. Rhonda Robinson



She is Gone, by David Harkins:

*You can shed tears that she is gone
Or you can smile because she has lived*

*You can close your eyes and pray that she
will come back, Or you can open your eyes
and see all that she has left*

*Your heart can be empty because you can't
see her, Or you can be full of the love [and
joy] that you shared*

*You can turn your back on tomorrow and
live yesterday, Or you can be happy for
tomorrow because of yesterday*

*You can remember her and only that she is
gone, Or you can cherish her memory and
let it live on*

*You can cry and close your mind, be empty
and turn your back, Or you can do what she
would want: smile, open your eyes, love
[have fun!] and go on.*

Rhonda will be remembered not only for her many accomplishments and accolades but also for her *joie de vivre*. Though small in stature, she was bigger than life - gregarious, fun-loving, and happy to give back.

After graduating from IU, Rhonda worked in private practice - many of those years with her father - while maintaining an interest in teaching. As a consultant for Bausch + Lomb, she lectured to students, residents, and optometrists in the US and abroad, and hosted workshops on contact lenses, emphasizing patient communication and practice management. She was the founding member, president, and past president of Women in Vision, established in 2004, and was very active in the AOCLE, attending last year's summer workshop in Portland, OR. Impressively but not surprisingly, she was identified as one of the 10 most influential women in optometry by Review of Optometry, and "represented" during interviews on numerous television shows.

Rhonda was a daughter, sister, mother, partner, colleague, and friend. Sadly, she was losing her 12-year battle to leukemia as her 1st grandchild was being born - she would have been an awesome Nana! Dr. Rhonda Robinson was greatly loved and will be sorely missed. Rest in peace Rhonda.



Executive Board

*Chair: Katie Clore, OD
University of Alabama at Birmingham
School of Optometry
kclore@uab.edu*

*Vice Chair: Julie Ott DeKinder, OD
University of Missouri - St. Louis
College of Optometry
dekinderj@umsl.edu*

*Immediate Past Chair: Sue Kovacich, OD
Indiana University School of Optometry
skovach@indiana.edu*

*Secretary: Beth Kinoshita, OD
Pacific University College of Optometry
bkinoshita@pacificu.edu*

*Treasurer: Latricia Pack, OD
Northeastern State University
College of Optometry
packl@nsuok.edu*

Communications Committee

*Andrea Janoff, OD – Newsletter Editor
janoffa@nova.edu*

*Lindsay A. Sicks, OD
lsicks@ico.edu*

*Chandra Mickles, OD, MS
cmickles@nova.edu*