



Spring 2018  
Newsletter #47

ASSOCIATION  
OF OPTOMETRIC  
CONTACT LENS  
EDUCATORS

### Unlock 300 Years of Secrets...

The University of the Incarnate Word Rosenberg School of Optometry in San Antonio will be hosting this year's AOCLE Workshop. It's a special year for the city of San Antonio as they are celebrating their tricentennial (300 years!) in 2018.

San Antonio is known for its diverse culture, eclectic art, and delicious cuisine. The tiny collective that began in 1718 has grown to become the 7<sup>th</sup> largest city in the United States.



Fiesta San Antonio is a 10-day festival held every spring in San Antonio. It originated as a parade to honor the heroes of the Battle of the Alamo and San Jacinto. Fiesta medals are a San Antonio tradition that started as a way to generate camaraderie with the general public during Fiesta events.

### Schools with AOCLE representatives:



Next AOCLE Workshop:  
May 31–June 3, 2018

*University of the Incarnate Word  
Rosenberg School of Optometry  
San Antonio, TX*

Arrivals: Thursday, May 31st  
Departures: Sunday, June 3rd  
San Antonio International Airport (SAT)

### In this issue:

- Workshop Preview, p. 2
- School News, p. 2
- Other News, p. 5
- Industry News, p. 6

University of the Incarnate Word is the largest Catholic university in Texas. It offers 80 undergrad and graduate fields of study including PhD, Masters and Doctoral level programs. In addition to Optometry, other doctoral programs include pharmacy, nursing, physical therapy and business administration in addition to optometry.

Rosenberg School of Optometry was founded in 2008, graduating its inaugural class of 58 students in 2013. They offer graduate programs in Vision Science (Masters or PhD). Optometry residency programs are also offered both on-campus and through affiliated programs.

The UIWRSO team has a great meeting planned for the AOCLE membership this year. The focus will be on clinical teaching.



UIWRSO Team: Drs. Farshid Amir, Nakeima Williams, Sandra Fortenberry and William Miller (Associate Dean). Not pictured: A. Philip Aitsebaomo.

## **Campus News – Spring 2018**

### ***Illinois College of Optometry:***

Dr. Renee Reeder was awarded the GP Lens Institute's Practitioner of the Year award for 2018.


ICO students Andrea Yee and Briana Baron, along with Professor Dr. Janice Jurkus, were awarded Best Clinical Poster at GSLS. The poster was titled "Orthokeratology and Myopia Control in Twins".

### ***Midwestern University Arizona College of Optometry:***

AZCOPT will welcome its inaugural Cornea and Contact Lens resident this year with Dr. Florencia Yeh as Program Coordinator. The resident will participate in direct patient care at the MWU Eye Institute on campus as well as rotate through the Maricopa Integrated Health System (MIHS) Optometry Clinic and Barnet Dulaney Perkins Eye Center.

### ***Midwestern University Chicago College of Optometry:***

CCO's optometry building, White Oak Hall, has been completed as of February 2018. The building includes a geometrical / ophthalmic optics lab, a visual science lab, a multipurpose lab and a clinical optometry lab. The clinical optometry lab has 30 exam lanes, 2 instructor lanes and 3 lanes dedicated to NBEO part III practice.



The inaugural optometry class is receiving instruction in the new building now.

Dr. Melissa Suckow was named Dean and Dr. Eric Woo was named Interim Associate Dean of Academic Affairs.



### ***New England College of Optometry:***

The NECO Center for Eye Care has opened a Myopia Control Clinic (MCC) at their Commonwealth location.

The NECO board of trustees has named Howard Purcell, OD FAAO, Diplomate as the 13th president & CEO of the College, replacing Dr. Clifford Scott in July, 2018.

### **Northeastern State University Oklahoma College of Optometry:**

The AOCLE is sad to report that long time Oklahoma AOCLE member, Linda Edmondson, MS, OD, FAAO passed away in February. She served as a contact lens and low vision educator for 25 years until her retirement. Our sincere condolences are extended to her husband, "Dr. Bill", at SCO.

### **Salus University Pennsylvania College of Optometry:**

PCO had multiple poster presentations at the 2018 Global Specialty Lens Symposium with a strong representation by student externs. Faculty authors included Drs. Kriti Bhagat and Nicholas Gidosh. Class of 2018 externs with presentations were: Emily Cardone, Samantha Myers, Anjali Shah, Dominic Villanti and Jessica Walter. PCO resident Dr. Patrick McManamon also presented there.

### **Southern College of Optometry:**

Dr. Daniel Fuller joined the Executive Board of the Scleral Lens Education Society (SLS) as the new Public Education Chair. He presented a lecture entitled "Scleral Lenses Basic to Advanced Troubleshooting" at the 2018 GSLS meeting with Dr. Pam Satjawatcharaphong of UCBSO.



SLS members pictured from Left to Right:


**Front Row** – Pam Satjawatcharaphong, VP; Justine Siergey, Fellowship Chair; Mindy Toabe, Immediate Past President. **Back Row** – Maria Walker, Treasurer; Langis Michaud, International Relations Chair; Karen Lee, Secretary; Stephanie Woo, President; Melissa Barnett, Advisory Board; Dan Fuller, Public Ed Chair.

### **SUNY College of Optometry:**

Dr. John Gialousakis married Dr. Jenelle Mallios (SUNY's Chief of Pediatrics) in November 2017. The pair met at SUNY.



Dr. Sarah Zuckerman married her longtime love, Jon Finkelstein, in October 2017.



Irene Frantzis has joined the Contact Lens department. She completed her CL residency at SUNY in 2017.

Dr. Ralph Gundel is semi-retired from clinical responsibilities but continues to hold active roles in the Contact Lens course and labs.

The newly formed SUNY Myopia Control Clinic is growing under the leadership of Dr. Xiaoying Zhu.

### **University of California Berkeley School of Optometry:**

Dr. Pam Satjawatcharaphong presented a lecture entitled "Scleral Lenses Basic to Advanced Troubleshooting" at the 2018 GSLS meeting with Dr. Daniel Fuller of SCO.



## **University of Houston College of Optometry:**

Dr. Jan Bergmanson received the Joseph Dallos Award from the Contact Lens Manufacturers Association at their most recent meeting in Las Vegas, NV in January. The award is for outstanding contribution to the development and advancement of contact lens industry and for service to humanity.



Dr. Bergmanson giving his acceptance speech for the Joseph Dallos Award.

## **Universite de Montreal Ecole d'Optometrie:**

Dr. Etty Bitton reports that the Montreal clinic will be undergoing a major rebuilding during the summer of 2018. An entire new clinic space is being planned with better patient flow, improved access to clinical equipment, extra clinic rooms and improved clinical supervisor discussion rooms. As part of the project, the clinic will gain more space as one of the auditoriums has already been moved to another part of the building and has

doubled in size to seat 100 people. The clinic reception area and optical service will remain the same, as these were already renovated a few years ago.

The dry eye clinic and contact lens clinic will be reconfigured to allow for better flow, and a designated research space has been allotted to enhance clinic access for clinical research projects.

## **University of Waterloo School of Optometry and Vision Science:**

As of January 2018, the Centre for Contact Lens Research at the University of Waterloo's School of Optometry & Vision Science has been renamed the *Centre for Ocular Research & Education* (CORE). This name change reflects their evolution and capacity to explore a wide range of initiatives. CORE's mission is to improve global eye health and vision through advanced bioscience, clinical research and education.

The new name was launched at the American Academy of Optometry meeting in Chicago last year. If you were there, you might have noticed their massive 12-foot x 8-foot collaborative mural, painted by Los Angeles-based artist John Park, with significant input from professionals, students, academics and industry leaders attending AAO. To see the mural unfolding in a series of photos and videos, and keep up-to-date with their latest news, check out:

[CORE.uwaterloo.ca](http://CORE.uwaterloo.ca),  
[twitter.com/COREeyenews](https://twitter.com/COREeyenews)  
and [facebook.com/COREeyenews](https://facebook.com/COREeyenews).



Above: AAO 2018 attendees contribute to CORE's collaborative mural. Below: Artist John Parks adds the finishing touches.



Following the name change, CORE hosted a launch party attended by industry partners, collaborators, university officials and the entire CORE team.



Current CORE director, Lyndon Jones, with founding director, Desmond Fonn, at the CORE launch party.

Join CORE at ARVO 2018, where they will introduce CORE Knowledge, the ultimate eye science game. Stop by their exhibit to challenge yourself, your friends and your peers in Honolulu and around the world.

Dr. Lyndon Jones has been named to the Tear Film & Ocular Surface Society (TFOS) Board of Directors.

---

## IACLE

Contact lens educators from Canada, India, the Netherlands, Colombia, Lebanon and Argentina are to receive prestigious awards from IACLE.

Winners of the **2018 IACLE Contact Lens Educator of the Year Awards** – sponsored by CooperVision – will attend the Academy 2018 meeting in San Antonio in November:



**Americas - Professor Lyndon Jones**  
University of Waterloo,  
Canada



**Asia Pacific Associate Professor Runa Mazumder**  
Vidyasagar College of  
Optometry & Vision  
Science, India



**Europe / Africa – Middle East  
Wim Borst and Henri Eek**  
Deltion College, Netherlands

Recipients of the **2018 IACLE Travel Awards** – funded by all IACLE's sponsors – and meetings they will attend are:



**Professor Martha García**  
Santo Tomás  
University, Colombia  
*Academy 2018*



**Ahmed Sherry**  
Modern University for  
Business and Science,  
Lebanon  
*AOCLE Annual  
Workshop, San Antonio  
(Thanks to additional  
support from AOCLE)*



**Professor Sabrina Lara**  
Universidad Nacional Villa  
Maria, Argentina  
*FEDOPTO Congreso,  
Colombia*

---

## The GP Lens Institute (GPLI)



The GP Lens Institute (GPLI) has added two great new resources to their website at [www.GPLI.info](http://www.GPLI.info). First, the Scleral Lens FAQ that was developed in conjunction with the Scleral Lens Education Society (SLS), offering fitting tips and troubleshooting combined with many images. The images were provided by the GPLI Advisory Board along with leaders in the SLS. Second, a Staff Training module that was developed as a recommendation from the GPLI Advisory Board.

Also available are four patient brochures on topics such as Scleral Lenses, GP Multifocals, Corneal Reshaping and GP Lens Care and Handling. Students and fitters can download the GP Lens Management Guide.

The GPLI continues to offer monthly educational webinars presented by industry leaders, which feature the latest advancements in customized contact lenses. One can register for the webinars on the website and CE credit is available. The cost is \$25 per webinar, of which \$5 is donated to Optometry Giving Sight. The GPLI will expand their monthly educational webinar series to a quarterly student specific series. The GPLI is looking to expand its educational programming. If you are interested in having GPLI provide a program focused on corneal, presbyopic or scleral GP lenses at your school, please contact Dr. Ed Bennett at [ebennett@umsl.edu](mailto:ebennett@umsl.edu) for more information.

The GP Lens Institute (GPLI) and the Contact Lens Manufacturers Association (CLMA) are pleased to announce the annual GPLI Cornea and Contact Lens Resident Symposium, to be held August 23 - 26, 2018 at the University of Missouri - St. Louis. Attendees should plan to travel to St. Louis on Thursday morning, August 23rd and depart on Sunday, August 26th after 3:00pm. For more information, contact Ursula: [ursula@winkproductions.com](mailto:ursula@winkproductions.com).

---

## 2018 Global Specialty Lens Symposium

[www.GSLSymposium.com](http://www.GSLSymposium.com)

The annual Global Specialty Lens Symposium (GSLs) presented by *Contact Lens Spectrum* was held January 25-28th, 2018 at the Tropicana Hotel in Las Vegas, NV. The meeting welcomed more than 950 participants from 35 countries.

The 2018 GSLs Award of Excellence honored Pioneers in Myopia Control, including Drs. Thomas Aller, Pauline Cho, Earl Smith (UHCO) and Jeffrey J. Walline (TOSU). Although there are many who could be recognized in this area, these four have made special contributions in helping clinicians to understand the mechanisms of myopia control and how to employ contact lenses and pharmaceuticals to manage the progression of myopia.

The exhibit hall featured live demonstrations of GP lens fabrication by Contact Lens Manufacturers Association member labs. Attendees were also able to experience the Contact Lens Museum, created by Dr. Don Ezekiel and curated by Patrick Caroline and Craig Norman. The museum featured trial sets, lens manufacturing equipment, and other historical items used in the prescribing of contact lenses.

The educational program covered all facets of specialty lens fitting. A pre-conference program featured information on specialty lens applications and fitting, myopia management, practice management, keratoconus and scleral lenses. General session topics included the evolution of contact lenses, scleral lenses, contact lens discomfort, keratoconus, corneal cross-linking, lens materials, lens care and cosmetic and tinted lenses. Attendees could also choose to attend CE breakout sessions on slit lamp photography, presbyopia, prosthetic lenses, pediatric fitting and more. Paper sessions covered topics such as wavefront-guided sclerals, scleral lens complications and myopia control. Manufacturer-sponsored sessions educated

attendees on the latest specialty lens technology.

There were nearly 120 clinical and scientific posters and more than 25 entries in the annual Photo Contest. Winning photos will appear on the cover of the April issue. Posters are available here: <http://www.gslyposium.com/posters2018>

The next GSLs will be held January 24-27th, 2019, again at the Tropicana Hotel in Las Vegas. Be sure to mark your calendar!

## STAPLE Program

<http://www.stapleprogram.com/>

*Real Patients.  
Real Life Results.  
Real Life Experience.*

The STAPLE (Soft Toric and Presbyopic Lens Education) Program, a collaborative effort on the part of Alcon, Bausch + Lomb, CooperVision and Johnson & Johnson Vision Care, Inc., has updated its website.

The program brings together students, industry and patients in a valuable, non-biased, hands-on fitting workshop for 2<sup>nd</sup> and/or 3<sup>rd</sup> year optometry students to gain experience with soft toric and soft multifocal lens fitting. Since the STAPLE Program held its first workshop in January 2012, nearly 14,000 student encounters have taken place in over 200 workshops. To schedule an event at your school, please contact Ursula Lotzkat at 574-876-0475 [ursula@winkproductions.com](mailto:ursula@winkproductions.com), or visit their website to fill out the inquiry form.



## Industry News – Spring 2018

### ABB Optical Group

<http://www.abboptical.com>

Arch Holcomb  
Senior Consultant

[aholcomb@abboptical.com](mailto:aholcomb@abboptical.com)

Scott Luther  
Strategic Account Manager  
[sluther@abboptical.com](mailto:sluther@abboptical.com)

Five optometry students presented scientific posters at the 2018 Global Specialty Lens Symposium in Las Vegas as winners of the Optometry Student Challenge: Theodore Chow of the Indiana University School of Optometry, Gabriella Courey of the University of Montreal School of Optometry, Yuno Iwabuchi of Pacific University, Kiri Rutledge of the Northeastern State University Oklahoma College of Optometry and Stephanie Sonnenburg of the Illinois College of Optometry. Honorable mentions were given to Candice Moore and Ashley Noble, both students at Nova Southeastern University, and Stephanie Tran, a student at the Inter American University of Puerto Rico School of Optometry.

ABB also released market data showing that daily disposable (DD) contact lenses led the category for dollar growth and market share nationally in 2017. At the same time, the two-week lens modality declined. DD growth was up nearly 19%, exiting the year with a market share of 44.6%. The two-week modality was down 6.8% in sales with a 21.4% market share, while monthlies were up 3.8% and

accounted for a 33.5% market share. Additionally, torics and multifocals continued to grow; dollar growth of torics was up nearly 10% and multifocals were up 14%, according to ABB's data.

### Akorn

<http://www.theratears.com>

Diane M. Houtman, OD, MBA, FAAO  
Vice President, Professional Relations  
[diane.houtman@akorn.com](mailto:diane.houtman@akorn.com)

Regina Assaf, COA  
Manager, Professional Relations  
[rassaf@theratears.com](mailto:rassaf@theratears.com)

**NEW TheraTears® Extra dry eye therapy's extra moisturizing formula is enhanced with trehalose for superior relief**



Trehalose is a natural disaccharide with enhanced moisture retention capabilities. It's used to enhance the effectiveness of active ingredients in at least four injectable pharmaceuticals<sup>1</sup>.

In ophthalmic products, Trehalose is proven to help<sup>2</sup>:

- Protect corneal cells from desiccation
- Restore osmotic balance to the ocular surface
- Maintain the homeostasis of corneal cells


Available May 2018.

### Alcon

[www.alcon.com](http://www.alcon.com)

Tom Duchardt, FAAO  
Director, Professional Relations  
Academic Development  
[tom.duchardt@alcon.com](mailto:tom.duchardt@alcon.com)

**DAILIES® AquaComfort Plus® Spokesperson Laurie Hernandez Shares Her Invisible Edge**



On March 1, Laurie Hernandez, Olympic Medal Gymnast presented to Eye Care Professionals with Alcon's Dr. Rick Weisbarth to discuss her role as DAILIES® AquaComfort Plus® contact lenses spokesperson and the Alcon *Invisible Edge* campaign.

Laurie highlighted the importance of clear vision and how DAILIES® contact lenses can help give *athletes* an edge while competing.

Throughout the campaign, Laurie has shared how Alcon DAILIES® contact lenses fit into her life both as an Olympic competitor and as a busy teen by providing all-day comfort. She has helped educate consumers about the importance of seeing an eye care professional for comprehensive eye care, as well as the benefits of Alcon DAILIES® brand lenses.

## Allergan

<https://www.allerganoptometry.com>

Mark Risher  
Senior Manager  
Optometric Academic Development  
[risher\\_mark@allergan.com](mailto:risher_mark@allergan.com)

TrueTear® is a handheld neurostimulation device with disposable tips that are inserted into the nasal cavity to induce the production of natural tears. TrueTear® is the first and only FDA-cleared device developed to temporarily increase tear production during neurostimulation in adult patients, offering a novel and innovative approach for those patients with inadequate tear production. In two clinical trials, TrueTear® was shown to be safe and effective for temporarily increasing tear production in adult patients. Visit [www.truetear.com](http://www.truetear.com) for more information.



Allergan TrueTear®

## Art Optical

[www.artoptical.com](http://www.artoptical.com)

Erik Anderson, MBA, NCLEC  
Director, Professional Relations  
[eanderson@artoptical.com](mailto:eanderson@artoptical.com)

Mike Johnson, FCLSA  
Director, Consultation  
[mjohnson@artoptical.com](mailto:mjohnson@artoptical.com)

Art Optical kicked off 60 years in custom lens production in 2018 with new product introductions including: KeraSoft® Thin – a thinner version of KeraSoft IC with simplified fitting and a more affordable diagnostic set; Hexa 100 by Contamac® - same USAN as Boston® XO at lower cost with Tangible™ Hydra-Peg coating approval; i-Chek – a 10x handheld LED magnifier for patients; and most importantly, 15.0/15.5mm diameter options in the Ampleye® scleral lens. While Ampleye is ideal for irregular corneas at 16.5mm, the smaller Ampleye is great for patients with smaller HVID's, deep set eyes and small/tight fissures. Practitioners have also noted that the smaller Ampleye has

proven successful in avoiding pingueculas & blebs, optimizing multifocal centration and improving patient handling.



The Art Optical team commemorating 60 years of custom lens production at GSLs: Jill Anastor, Erik Anderson, Mindy Spicer and Mike Johnson.

## Bausch + Lomb Vision Care

[www.bausch.com](http://www.bausch.com)

Rhonda Robinson, OD, ACE  
Academic Consulting Expert  
[rrobinsonod.icloud.com](mailto:rrobinsonod.icloud.com)

Bausch + Lomb supports students and consumers through programs that educate and raise awareness of common eye health conditions. In the last year, Bausch + Lomb's Academic Consulting Expert (ACE) program held 41 educational events at 20 schools across the U.S., to present topics important to today's vision care patients. This year, the company plans to launch a new module, Patient Communications. The company also completed its *Why Eye Fight* campaign for Age-related Macular Degeneration (AMD) Awareness Month, which helped raise \$50,000 for the organization Prevent Blindness® through its social media



component. Finally, the ONE by ONE Recycling Program has recycled over 2,000,000 units of contact lenses and blister packs, diverting over 13,000 lbs. of waste from landfills.



## Bausch + Lomb Vision Care Specialty Vision Products

[www.bausch.com](http://www.bausch.com)

David Bland  
 Director, Specialty Vision Products  
[David.bland@bausch.com](mailto:David.bland@bausch.com)

Bausch + Lomb Specialty Vision Products is launching the Boston® scleral lens case, a storage case developed specifically for scleral lenses. It will be available at their webstore at [www.bauschsvpstore.com](http://www.bauschsvpstore.com). The case is designed to hold lenses up to 23.5 millimeters in diameter and up to 10.0 millimeters in sagittal depth. It is indicated for use with Boston® original conditioning solution, Boston Advance® formula conditioning solution and Boston Simplus® multi-action solution.



Boston® scleral lens case

## Blanchard Contact Lenses

[www.blanchardlab.com](http://www.blanchardlab.com)

Lee Buffalo, BS  
 National Sales Director  
[lbuffer@blanchardlab.com](mailto:lbuffer@blanchardlab.com)

Richard Dorer, NCLEC  
 Senior Regional Manager  
[rdorer@blanchardlab.com](mailto:rdorer@blanchardlab.com)



Blanchard Contact Lenses continues to revolutionize the scleral lens market with their expanding array of Onefit™ Scleral Lens designs.

The latest addition to the Onefit™ family of lenses is Onefit™ MED, a design specifically for the irregular, medically indicated cornea, including a wide-range of ectasias - moderate to severe - but can also be appropriate for healthy corneas when a larger diameter is needed! Onefit MED allows practitioners to customize the ideal lens design for patients by selecting parameter options for four separate fitting zones (Central, Mid-

Peripheral, Limbal & Edge). As with all Onefit lenses, Onefit MED is designed with minimal lens mass and tear lens thickness to deliver optimal oxygenation to the cornea.

Learn more at

<http://blanchardlab.com/products/onefit-med/>

## Contamac, Ltd.

<http://www.contamac.com>

John Hibbs  
 National Accounts Manager  
[johnhibbs@contamacus.com](mailto:johnhibbs@contamacus.com)

Jessica Labriola, NCLEC  
 Customer Relations  
[jessica@contamacus.com](mailto:jessica@contamacus.com)



On May 11<sup>th</sup> and 12<sup>th</sup> 2018 the first ever **Class (Contact Lenses of the Americas Specialists Symposium)** meeting will take place in Bogotá, Colombia. This new Contamac initiative is designed to support cross-border Latin American specialty contact lens education.

Class seeks to make specialty contact lens education available and affordable for South American ECPs and is targeted to raise the profile of the specialty contact lens industry in South America.

Education and knowledge-sharing are at the forefront of Class with lectures from 18 speakers and 32 sponsored workshops, limited to 20 participants each.

Contact Jessica Labriola ([jessica@contamacus.com](mailto:jessica@contamacus.com)) for special discounts available for both students and faculty, and visit [class-symposium.com](http://class-symposium.com) for more information and tickets.

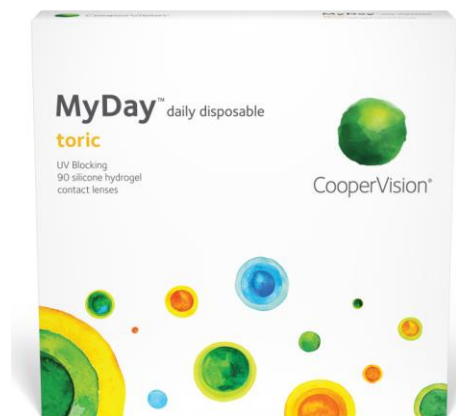
## CooperVision

[www.coopervision.com](http://www.coopervision.com)

Mark Andre, FAAO  
Director, Academic Affairs  
[mandre@coopervision.com](mailto:mandre@coopervision.com)

Michelle Andrews, OD  
Director, North America  
Professional and Academic Affairs  
[mandrews@coopervision.com](mailto:mandrews@coopervision.com)

### CooperVision announces expanded parameters for MyDay toric



On March 15 at Vision Expo East, CooperVision announced that MyDay toric will be available in plus powers beginning in early April. CooperVision had expanded upon its silicone hydrogel 1-day lens offerings with the launch of MyDay® toric in January. MyDay® toric combines the Optimized Toric Lens Geometry™ found in Biofinity® toric with the Smart Silicone™ chemistry of MyDay®. The result is CooperVision's softest silicone hydrogel toric lens to date, delivering consistent centration, a stable fit and excellent visual acuity.

### CooperVision Educators' Meeting

CooperVision hosted an Educator's Meeting for AOCLE members prior to the Global Specialty Lens Symposium in January. Learn more about the meeting at <https://coopervision.com/practitioner/ecp-viewpoints/optometry-students-and-educators/academic-events/coopervisions-annual-educators-meeting-2018>



Attendees at the 2018 CooperVision Educators' Meeting in Las Vegas, Nevada.

## Euclid Systems Corporation

[www.euclidsys.com](http://www.euclidsys.com)



Timothy O. Koch, COT, FCLSA  
Clinical Consultant  
[timkoch@msn.com](mailto:timkoch@msn.com)

Joann Simonsen  
Vice President, Professional Services  
[joann@euclidsys.com](mailto:joann@euclidsys.com)

Emerald brand Ortho-K lenses are simple and empirically fit. They are made to order for each patient's eyes, without any investment or maintenance required of a diagnostic set or trial lenses. Emerald has a clinically proven first fit success rate of approximately 85% and higher, saving costly chair time for doctors, minimizing additional patient visits and providing patients a 'wow' experience that increases loyalty and referrals.

Euclid is proud to introduce Emerald163, an Ortho-K specialty contact lens featuring a hyper Dk lens material. With Emerald163, your patients get all the great benefits of Emerald plus the features of tisilfocon A (with a Dk of 163), that offers the highest level of oxygen permeability allowing for comfort, wettability and long term eye health.

## Johnson & Johnson Vision

<https://www.jnjvisionpro.com>

Charissa Lee, OD, FAAO  
Director, Professional Education & Development  
[cleee132@its.jnj.com](mailto:cleee132@its.jnj.com)

W. Lee Ball, OD, FAAO  
Director, Professional Education and Development  
[wball@its.jnj.com](mailto:wball@its.jnj.com)

### Johnson & Johnson Vision expands product parameters, launches digital platform

The company announced the U.S. launch of expanded parameters for 1-DAY ACUVUE® MOIST Brand Contact Lenses for ASTIGMATISM. With the addition of 48% more lens parameters for patients with astigmatism, the 1-DAY ACUVUE® MOIST Brand Contact Lens family now offers coverage for nearly 96% of spherical and astigmatic eyes<sup>1</sup> and the ACUVUE® Family of 1-Day Contact Lenses for Astigmatism now offers the largest range of parameters among daily disposable contact lenses.



The company also announced the launch of JNJVISIONPRO.COM, a digital platform that delivers online learning, patient education materials, practice resources and connected commerce – all aimed at streamlining and simplifying the online experience for thousands of eye care professionals.

## Oculus

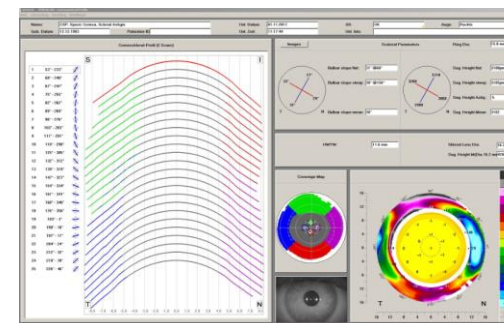
[www.oculususa.com](http://www.oculususa.com)

Michael Wolber  
President and CEO  
[mwolber@oculususa.com](mailto:mwolber@oculususa.com)

### Go beyond the cornea! New Cornea Scleral Profile Report: Now available for Pentacam®

The sagittal height, needed for scleral lens fitting, can now be measured with the Pentacam®. 250 images at coverage up to 18 mm are taken. All images are taken during the CSP scan at the same visual axis and no necessary eye movements are required. Also all usual Pentacam® data are measured and afterwards populated into the displays you have come to know so well.

As known from the regular Pentacam® 3D scan, the CSP scan is also a tear film independent measurement with automatic release. This means that the values from the CSP Report are as reproducible as that one normally measured with Pentacam®. A link to external fitting software for scleral lenses is also available.



Pentacam® scleral profile report

## Paragon Vision Sciences

[www.paragonvision.com](http://www.paragonvision.com)

Leah Johnson, OD, FAAO  
Director, Clinical Services  
[leahjohnson@paragonvision.com](mailto:leahjohnson@paragonvision.com)


Ken Kopp, FCLSA  
Director, Clinical and Professional Services  
[kkopp@paragonvision.com](mailto:kkopp@paragonvision.com)

Paragon Vision Sciences, a CooperVision company, is dedicated to developing and providing eye care practitioners treatment options that not only enhance vision, but improve the quality of lives of patients worldwide.

Leah Johnson, OD, FAAO recently joined the Paragon team as Director of Clinical Services. This addition reflects Paragon's commitment to maintaining the industry's highest standards of clinical excellence. The company is also dedicated to delivering an outstanding experience to the patients who wear Paragon CRT®.



A recent survey of Paragon CRT® wearers showed that the lens met or exceeded expectation in 87% of the patients!



## Synergeyes

[www.synergeyes.com](http://www.synergeyes.com)

Louise Sclafani, OD, FAAO  
Vice President, Professional Affairs  
[lsclafani@synergeyes.com](mailto:lsclafani@synergeyes.com)



SynergEyes, Inc., the worldwide leader in hybrid contact lens technology, announces the addition of a customizable Center Distance contact lens to the Duette Progressive hybrid line. Recognizing all eyes are different and pupil sizes vary, the new design has Center Distance FlexOptics™, with an adjustable center distance zone size (1.8 - 4.0mm), driven by photopic pupil size, and add powers up to +5.00D. Duette Progressive now offers the complete Presbyopic Package: the Center Distance design provides a customized vision solution for emerging to advanced presbyopes, while the Center Near design offers the advanced presbyope clear vision at all distances.

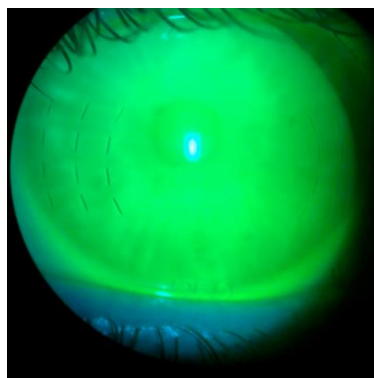
Duette Progressive hybrid lenses address the Continuum of Presbyopia, even for those with astigmatism.

## TruForm Optics

<http://www.tfoptics.com/>

George Mera, NCLE-AC  
Fitting Consultant & School Liaison  
[george\\_mera@tfoptics.com](mailto:george_mera@tfoptics.com)

TruForm is looking forward to working with all the Schools of Optometry at the 2018 AOCLE in San Antonio. As a specialty GP (Corneal and Scleral) lens lab, many options are available to bring the latest developments, like Tangible HydraPEG, to the education process. Both in person and lens only workshops offer the chance for students to try any of TruForm's specialty GP lens designs in your programs: ortho-k, aspheric/segmented multifocals, irregular corneal designs and DigiForm Scleral lenses with laser marked fitting scales - these make excellent teaching tools for evaluating corneal/limbal/ and scleral clearance and landing.



DigiForm Scleral lens with laser markings.


## Valley Contax

<http://www.valleycontax.com/>

Janice Adams, MBA  
President & CEO  
[janice@valleycontax.com](mailto:janice@valleycontax.com)

Josh Adams, NCLEC  
Vice President  
[josh@valleycontax.com](mailto:josh@valleycontax.com)

Jennifer Conklin,  
Schools Coordinator  
[jennifer@valleycontax.com](mailto:jennifer@valleycontax.com)



CS Cup trophy awarded to SCO at the AAO CS Cup in Chicago.

Valley Contax is pleased to announce that their team of regional educational consultants is growing. They have recently welcomed Dr Samantha Rao in New England & Dr Brooke Harkness in the Pacific Northwest. They encourage you to visit their newly redesigned website at [valleycontax.com](http://valleycontax.com) to meet all of their regional educators.

They want to congratulate the winning schools from the AAO CS Cup in Chicago. This year SCO was presented the CS Cup trophy along with two \$500 scholarships, and the runner up, UC Berkeley with one \$500 scholarship. They invite you and your students to participate at the next CS Cup in-booth workshop at the AOA in Denver. This year's Extern 5 Pak Program launched March 26<sup>th</sup> for students to acquire their own CS Elite travel kit, supplies were limited. Visit their website for details.

## Visionary Optics

<http://www.visionary-optics.com/>

*Monica Sanders*  
Director of Operations  
[msanders@visionary-optics.com](mailto:msanders@visionary-optics.com)

*Eric Marshall*  
Vice President, Manufacturing & Lead Consultant  
[emarshall@visionary-optics.com](mailto:emarshall@visionary-optics.com)

Visionary Optics has been busy with their Europa Scleral Hands-On Workshop Series. Dr. Van Phan is pictured here presenting at a recent workshop hosted in California.



After a brief presentation, the hands-on portion gives attendees time to practice insertion and removal along with gaining tips and tricks from their experienced presenters on fitting Europa Scleral Lenses.

They had an amazing time at GSLS 2018- hopefully you had the chance to swing by their booth to meet some of their knowledgeable staff members including President and CEO, Dr. Donald Sanders. They had the sMap3D scleral topographer available for demonstrations to showcase its ability to map the sclera quickly and accurately.

Keep an eye out for Visionary Optics to announce the latest update to their Europa Scleral Fitting Sets in 2018.

## X-Cel Specialty Contacts

[www.walman.com](http://www.walman.com)

*Tony Caporali, NCLE*  
Director of Product Management  
[tcaporali@xcelspecialtycontacts.com](mailto:tcaporali@xcelspecialtycontacts.com)

*Cathy Smith*  
National Sales Manager  
[csmith@xcelspecialtycontacts.com](mailto:csmith@xcelspecialtycontacts.com)

## extremeH2O<sup>®</sup> Toric XRP

X-Cel Specialty Contacts has recently expanded its line of Extreme H2O disposable soft contact lenses with Extreme H2O Toric XRP. The Toric XRP is an extended range parameter offering with sphere powers from +10.00 to -10.00 in 0.25D steps, and cylinder up to -5.75D in 0.50D steps (5 degrees

around the clock). This lens is sold in six packs but free trials are available, and all are guaranteed to ship in 5 days or less.

The XRP is now available in the larger 15.0mm diameter that has been shown to improve both comfort and stability. The Extreme H2O Daily and Weekly lenses are available in three diameter options, allowing the practitioner to offer improved comfort through a proper fit. This helps to differentiate the practitioner from online retailers selling one-size-fits-all lenses.

Ask X-CEL Specialty Contacts about their new TORIColors™ monthly disposable torics in four opaque colors: Seabreeze Blue, Emerald Green, Golden Amber and Horizon Grey.





*Chair: Sue Kovacich, OD  
Indiana University School of Optometry  
skovach@indiana.edu*

*Vice Chair: Katie Clore, OD  
University of Alabama at Birmingham  
School of Optometry  
kclore@uab.edu*

*Immediate Past Chair: Judy Perrigin, OD  
University of Houston College of Optometry  
jperrigin@optometry.uh.edu*

*Secretary: Julie Ott DeKinder, OD  
University of Missouri - St. Louis  
College of Optometry  
dekinderj@umsl.edu*

*Treasurer: Neil Pence, OD  
Indiana University School of Optometry  
pence@indiana.edu*

*Communications Committee:  
Andrea Janoff, OD – Newsletter Editor  
Nova Southeastern University  
College of Optometry  
janoffa@nova.edu*

*Lindsay A. Sicks, OD  
Illinois College of Optometry  
lsicks@ico.edu*

*Chandra Mickles, OD, MS  
Nova Southeastern University  
College of Optometry  
cmickles@nova.edu*